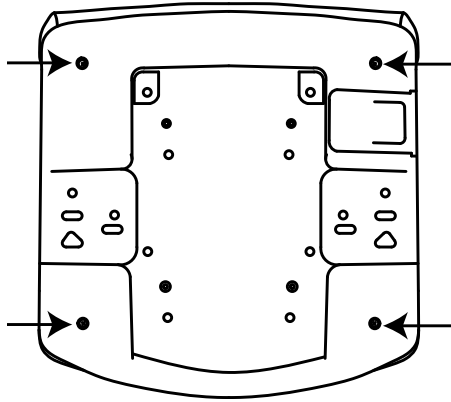
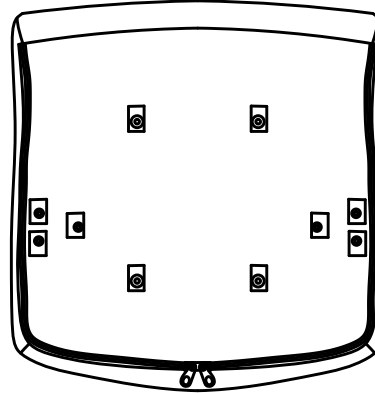


idesk

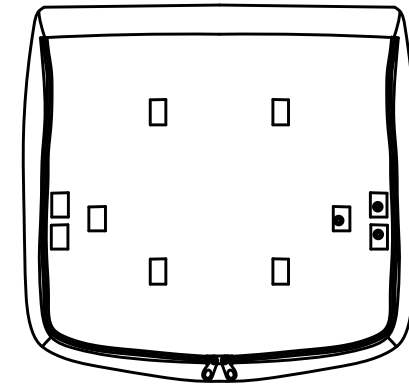
Assembly Instructions Slip Cover 401B AMBARELLA



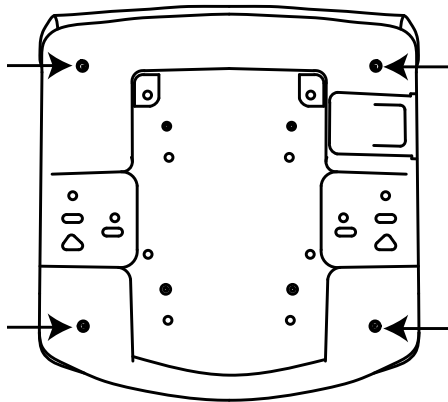
1) Remove 4 screws outermost four corners to separate seat pan slip cover



2) Unzip the old slip cover and remove



3) Install new slip cover. Make sure all 4 slip cover corners match the foam corners top and bottom holes on bottom of slip cover match to holes on the seat pan



4) Re-attach the seat pan to the slip cover using the four screws from step 1